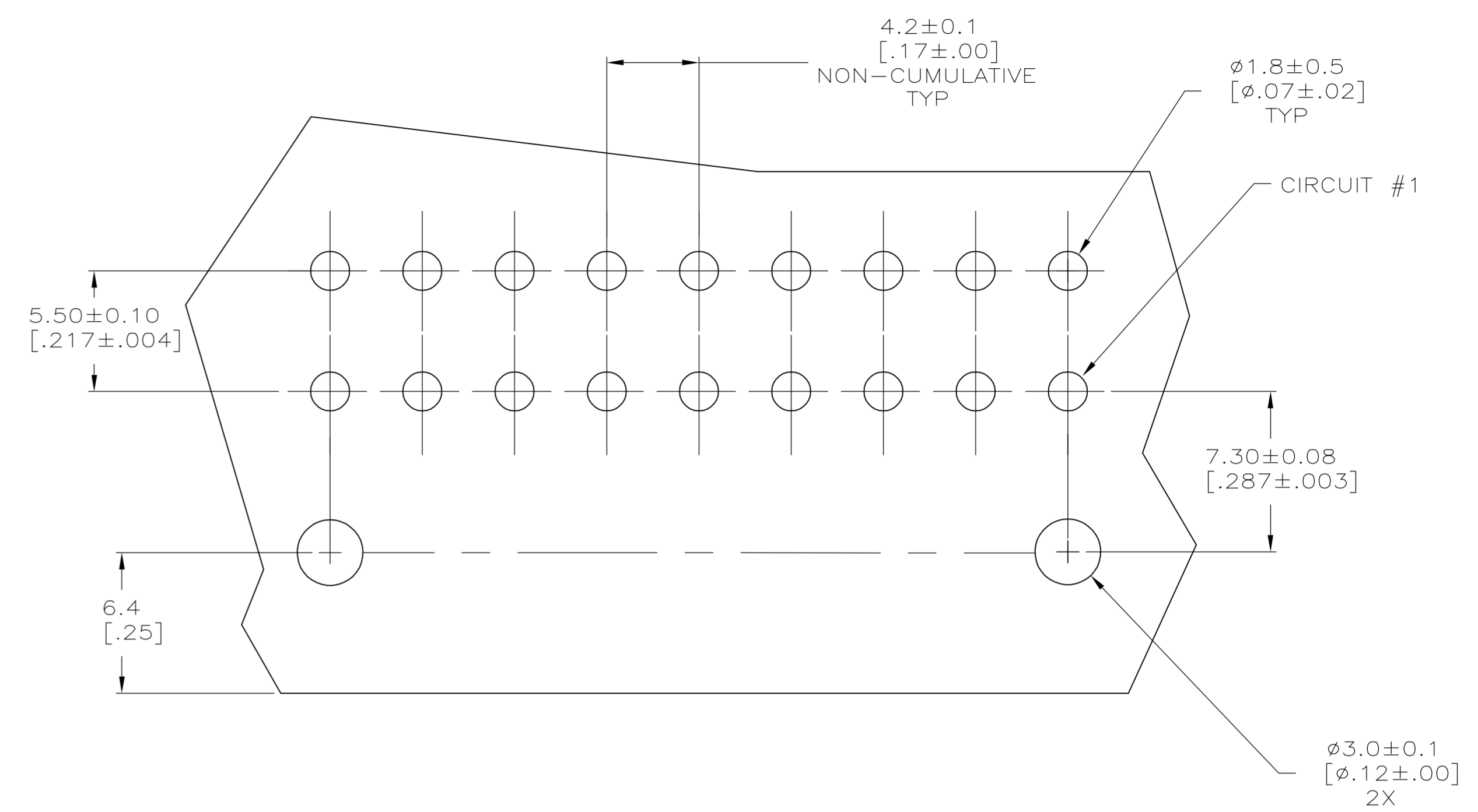
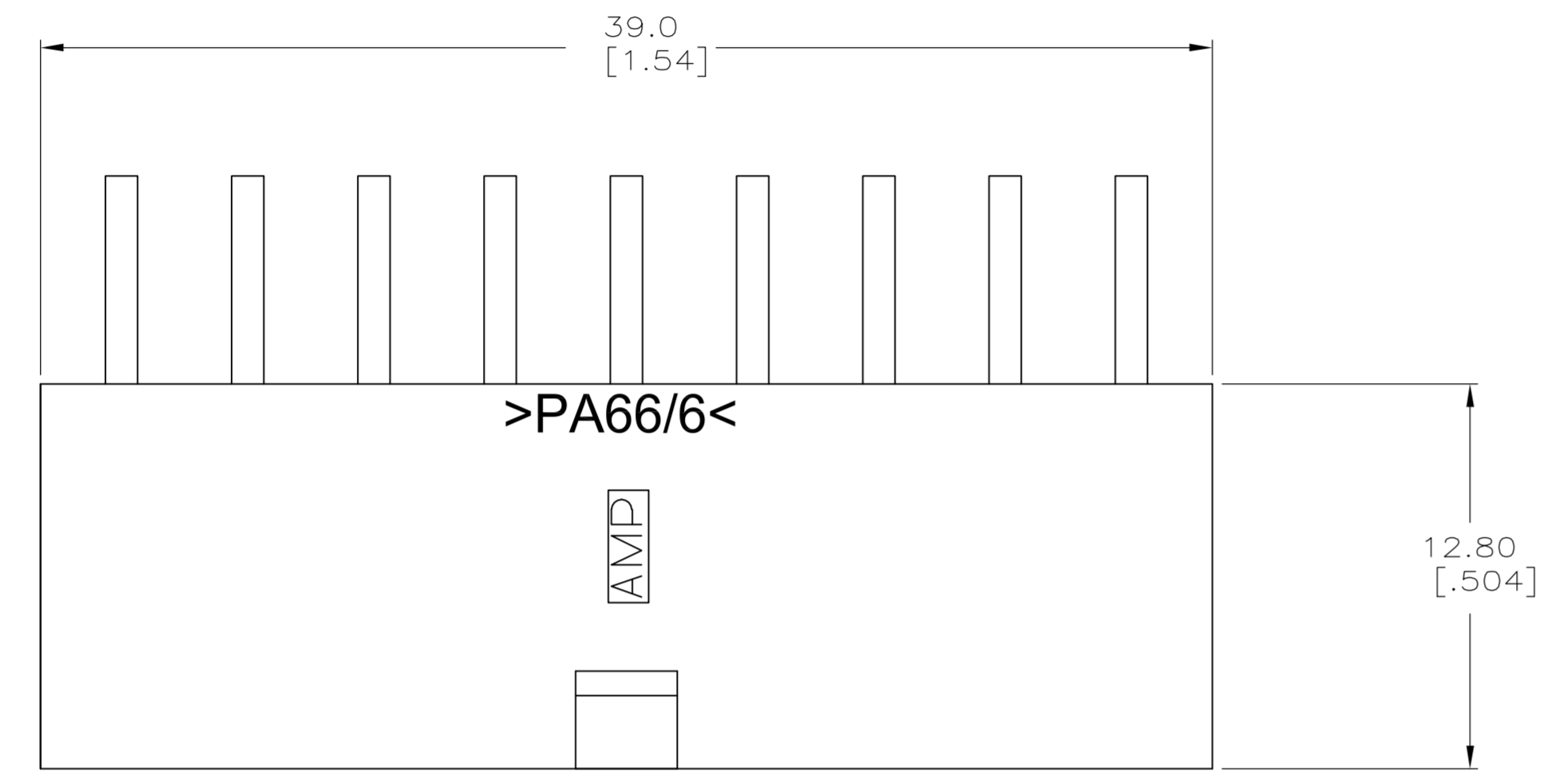
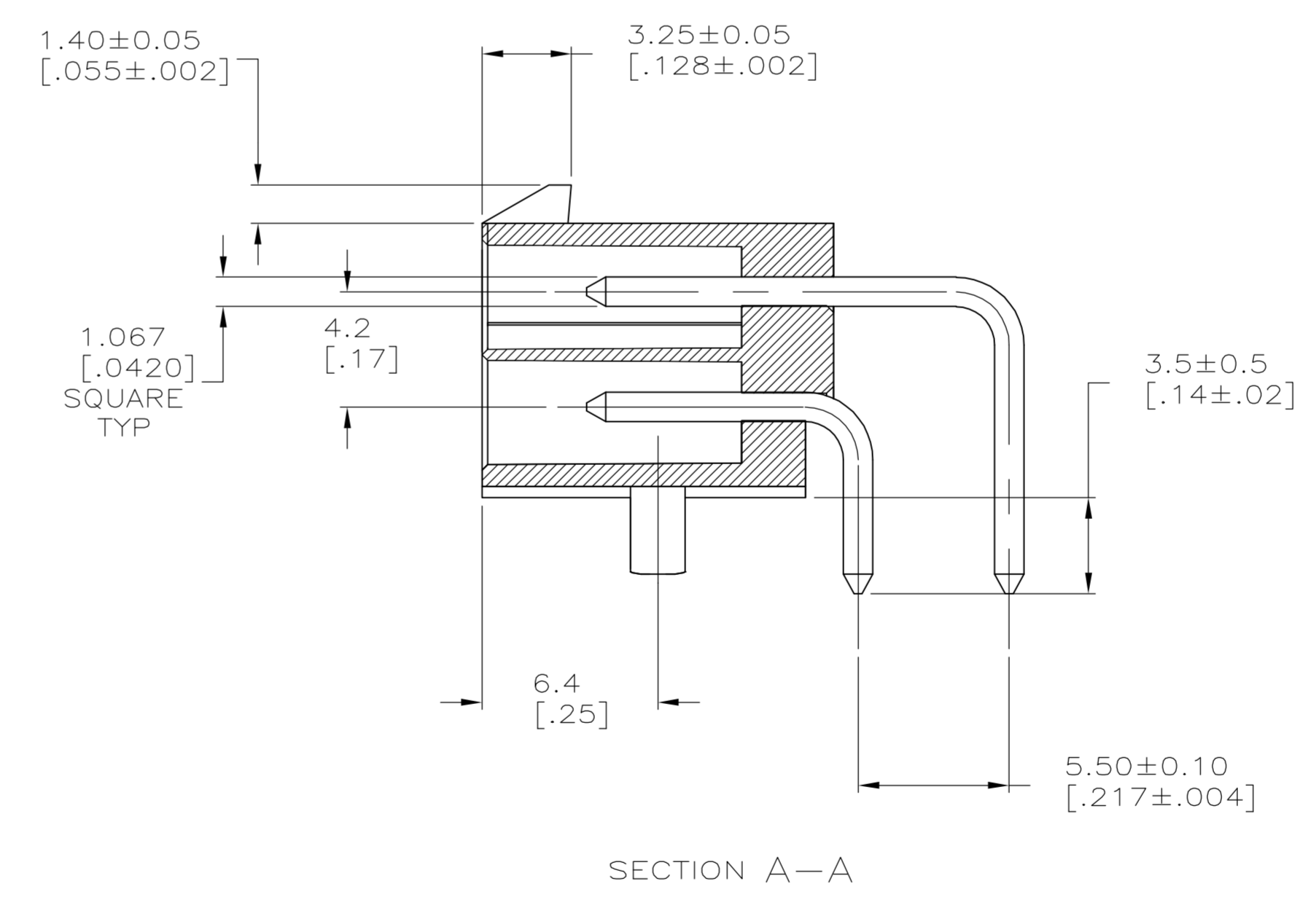
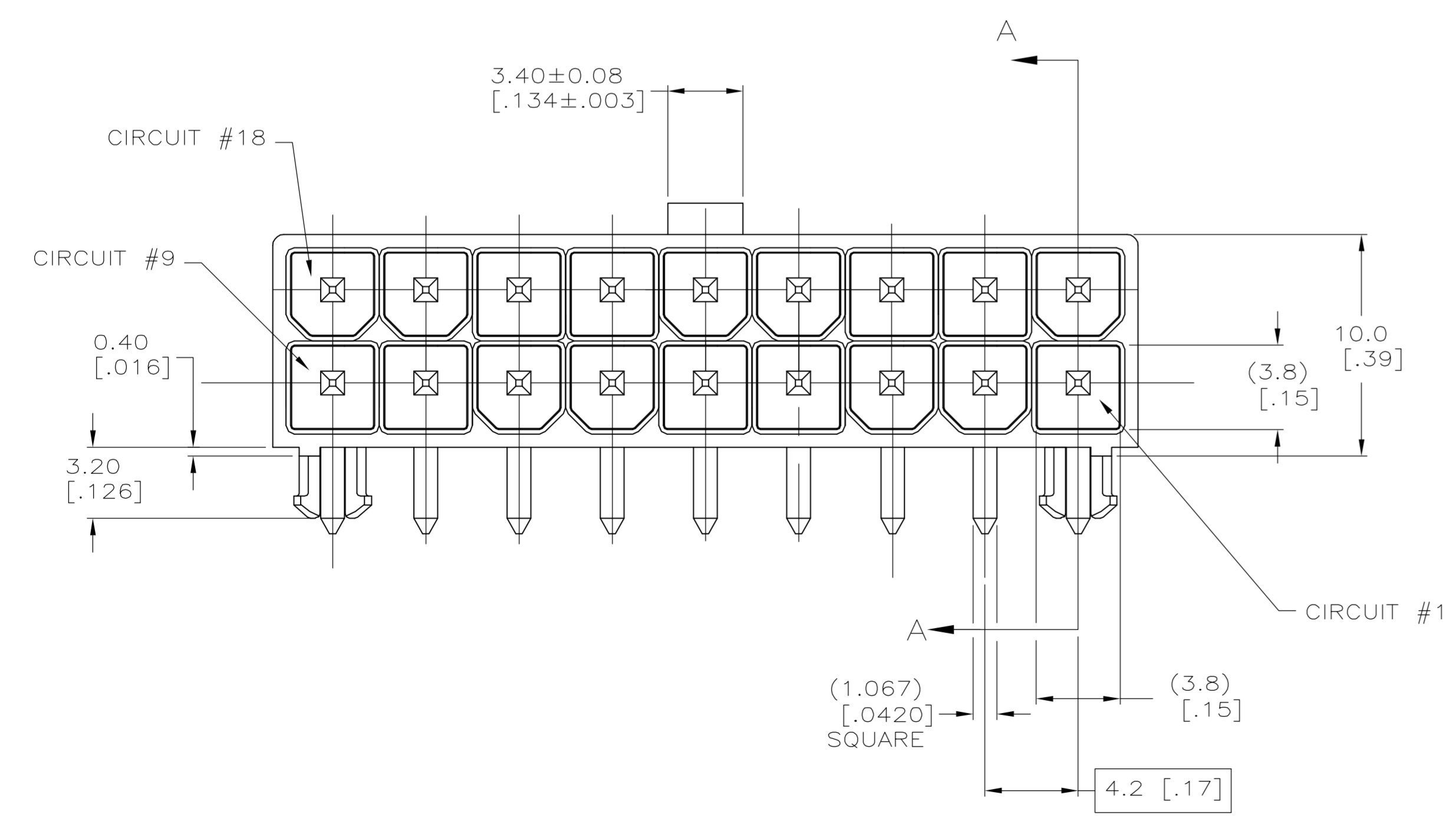


LOC		DIST		REVISIONS			
P	LTR	DESCRIPTION	DATE	DWN	APVD		
D		REVISED PER ECO-06-014772	13NOV06	KW	DC		

- 1 MATERIAL: HOUSING - NYLON, UL94V-0 (COLOR - WHITE).
PIN - 1.067mm² [.0017in²] COPPER ALLOY.
- 2 PINS TO COMPLY WITH SOLDERABILITY SPEC 109-11-3.
- 3 0.00381 [.000150] MINIMUM TIN LEAD OVER 0.00127 [.000050] MINIMUM NICKEL, ENTIRE LENGTH OF PIN.
- 4 NOTE DELETED.
- 5 0.00381 [.000150] MINIMUM TIN OVER 0.00127 [.000050] MINIMUM NICKEL, ENTIRE LENGTH OF PIN.



RECOMMENDED MOUNTING HOLE PATTERN FOR 1.78 [.070] MAX THICK P.C. BOARD COMPONENT SIDE SHOWN



SUPERSEDED BY 1-794588-1

1	5	1	1	1-794588-1
1	3	1	1	794588-1
MATERIAL FINISH		MATERIAL COLOR		ASSEMBLY
PIN		HOUSING		

METRIC

THIS DRAWING IS A CONTROLLED DOCUMENT.

DIMENSIONS:	TOLERANCES UNLESS OTHERWISE SPECIFIED:	DWN S. HOOVER 02-MAR-2005	tyco Tyco Electronics Corporation Harrisburg, Pa 17105-3608
mm [INCHES]	0 PLC ± .02 [0.1]	CHK D. COLEY 02-MAR-2005	
	1 PLC ± .02 [0.1]	APVD D. COLEY 02-MAR-2005	NAME
	2 PLC ± .013 [0.05]		ASSEMBLY, HEADER, RIGHT ANGLE, 18 POSITION, W/PEGS, 94V-0, AMP-DUAC(TM) POWER CONNECTOR
	3 PLC ± .013 [0.05]		APPLICATION SPEC
	4 PLC ± .013 [0.05]		SIZE CASE CODE DRAWING NO
	ANGLES ± 30°		RESTRICTED TO
MATERIAL SEE CHART	FINISH SEE CHART	WEIGHT A1 00779	SCALE 5:1 SHEET 1 OF 1 REV D
CUSTOMER DRAWING		C=794588	